

Charge Station for Buses



Overview

- Charge any compatible vehicle
- Color screen
- Network integration (OCPP or proprietary protocol)
- Built-in communications (3G; LAN; Wi-Fi)
- Different Power Levels Available (45, 90 and 150 kW)


Product description




Societies are facing a growing pressure to reduce CO₂ emissions and electric buses have arisen as a solution for a more sustainable form of transportation. An electric bus allows cities to go a step ahead on the sustainability path, and it is the right beginning for a greener way of transporting the world.


The **QCBus Charger** is a user-friendly and safe process to charge any CCS Compatible Bus with power levels ranging from 40 to 150 kW. Users only need to plug the charger to the vehicle and the charging process will start immediately. If authentication is required, the charger has an RFID card reader which will ensure only the right users have access to the charger. The TFT color display shows the charging details (time, energy and battery details). The charging cycle finishes by itself or it can be terminated by pressing the “Stop” button.

Using Efacec's more than 30 years of experience in power electronics technology, the QCBus charger system is safe, robust, durable, stable and environmentally friendly.





Technical data				
Nominal Input				
Phases / lines	3 phases + neutral + PE			
Voltage & frequency	400 Vac ± 10 %; 50 Hz			
Nominal input current & power	68A @ 48kVA	135A @ 96kVA	225A @ 160kVA	
Efficiency	> 95 %			
Power factor	0,98			
DC Output				
Voltage	50 Vdc to 750 Vdc			
Current	0 to 60 A	0 to 120 A	0 to 200 A	
General Specifications				
Equipment	Combo DC output (Mode-4)			
Communication with EV	IEC61851-23 PLC (CCS / Combo-2)			
DC Plugs	Combo T2 (CCS / Combo-2)			
Human Machine Interface Display RFID system Communication	By default 6.4" TFT Color screen Mifare (Classic, DesFire EV1) or others upon request 3G (GSM or CDMA) LAN Wi-Fi			
Communication Protocols	OCPP (1.2;1.5) and others			
Place of installation	Indoor/Outdoor			
Altitude	Up to 1000 m			
Protection degree	IP54 IK10			
Operating Temperature Optional Cold Option	-25 °C to +50 °C -35 °C to 50 °C			
Storage Temperature	-40 to +60 °C			
Humidity	5 % to 95 %			
Dimensions (W x D x H)	600 x 600 x 1800 mm	800 x 800 x 1800 mm	1000 x 800 x 1800 mm	



Accessories

On board CCS controller

This unit can be used in the bus and assures interface between the charger and the vehicle CANbus, and controls the on board contactors.

